


















Practice Your Addition, 1 to 10 - Grid #1

★ Add the two numbers together for each problem. Write your answer in the blank space. Then add up the shapes and draw the answer. See Example 1.

<p>Example 1.</p> <p>2 2 = <u>4</u></p> <p>  = </p>	<p>2.</p> <p>4 2 = <u> </u></p> <p>  = <u> </u></p>
<p>3.</p> <p>1 4 = <u> </u></p> <p>  = <u> </u></p>	<p>4.</p> <p>2 4 = <u> </u></p> <p>  = <u> </u></p>
<p>5.</p> <p>4 3 = <u> </u></p> <p>  = <u> </u></p>	<p>6.</p> <p>7 1 = <u> </u></p> <p>  = <u> </u></p>
<p>7.</p> <p>6 3 = <u> </u></p> <p>  = <u> </u></p>	<p>8.</p> <p>6 2 = <u> </u></p> <p>  = <u> </u></p>

★ Now make up some more addition problems with your own shapes. Don't forget to color them in!