


Bat Flyers

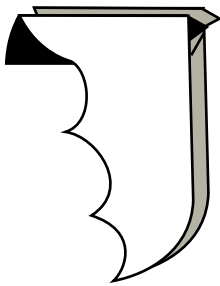
Have a **grown-up help** cut out **and** fold **the bats!**

For **best results**, print on **thicker paper**.

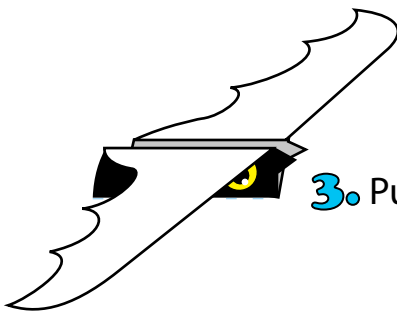
More bats on the second page!



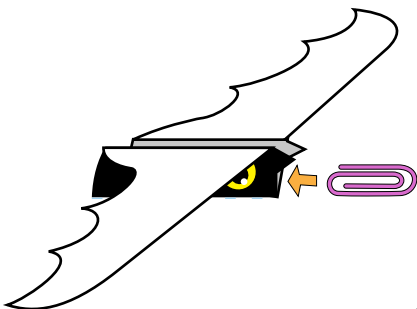
1. Fold the bat in half, printed side out.



2. Fold the wings down.



3. Push the wings up.



4. Add a paper clip to help make the bat fly better.

Fold on the dotted lines.

